




Model:33860EMLH(3P)


Structure:
Plywood and Solid wood
Seat:No-sag spring
Back rest:Elastic webbing
Seat Cushion:30+25KG/M³
High resilient foam
Back Cushion:N/A
Dacron fibre

Cushion removable:
N/A
Functionality:
Recliner+power headrest & lumbar
Sofa Legs:
N/A
Feet Disassembly:
NO




210
(83")

CBM:1.37m³
3P




189
(74")

CBM:1.63m³
2EMC



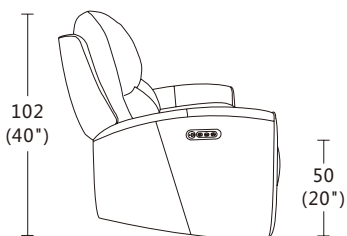
154
(61")

CBM:1.01m³
2P



98
(39")

CBM:0.65m³
1P



99
(39")

Profile